







# Bautech CREATIVO Pigmentation Table

## Mixing ratio







Polymer (component B) : Pigment (component C)



Colour	BASE		FINISH		SUPERFINISH/	
						
	mixing ratio		mixing ratio		mixing ratio	
	Polymer [g]	Pigment [g]	Polymer [g]	Pigment [g]	Polymer [g]	Pigment [g]
CRE 06 CREAM	1000	x	1000	x	1000	x
CRE 02 LIGHT GREY	1000	1,50	1000	2,00	1000	3,33
CRE 01 GREY	1000	4,50	1000	6,75	1000	7,71
CRE 03 NATURAL	1000	6,01	1000	10,00	1000	12,50
CRE 12 GREY CONCRETE	1000	18,02	1000	27,50	1000	25,00
CRE 08 GRAPHITE	1000	86,00	1000	83,33	1000	115,74
CRE 04 BASALT	1000	133,93	1000	158,82	1000	294,12

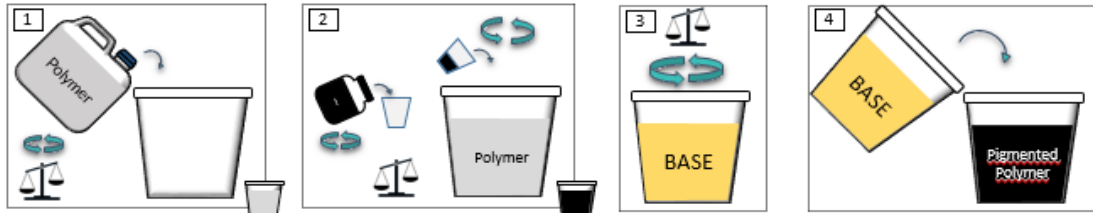
## Mixing ratio

Microcement(component A) : Pigmented Polymer (component B + component C)

Colour	BASE		FINISH		SUPERFINISH/	
						
	mixing ratio		mixing ratio		mixing ratio	
	BASE [g]	Pigmented Polymer [g]	FINISH [g]	Pigmented Polymer [g]	SUPERFINISH FINEFINISH [g]	Pigmented Polymer [g]
CRE 06 CREAM	1000	333,00*	1000	400,00*	1000	480,00*
CRE 02 LIGHT GREY	1000	333,50	1000	400,80	1000	481,60
CRE 01 GREY	1000	334,50	1000	402,70	1000	483,70
CRE 03 NATURAL	1000	335,00	1000	404,00	1000	486,00
CRE 12 GREY CONCRETE	1000	339,00	1000	411,00	1000	492,00
CRE 08 GRAPHITE	1000	325,80	1000	390,00	1000	482,00
CRE 04 BASALT	1000	317,50	1000	394,00	1000	528,00

\*polymer without pigment

## Way of pigmentation



- 1 Shake well polymer before use.  
Weight up the right quantity of polymer and pour it into a clean bucket.
- 2 Shake well pigment before use.  
Weight up the right quantity of pigment in a mix cup using precise weighting scale(readability of 0.001g).  
Add pigment to the polymer.  
Stir pigmented polymer and leave to stand for 4-5 min.
- 3 Weight up Creativo microcement (Creativo Base/Finish/ Superfinish) .  
Stir Creativo microcement with paddle mixer.
- 4 Stir pigmented polymer before use.  
Add Creativo microcement gradually to the pigmented polymer and mix them thoroughly for about 2 min.  
Set aside for about 5 min.  
Stir for 1-2 min.  
Set aside for 1-2 min and start application.